

'SUE' Ramsey Winch.

200 series
8000 lbs

3632 kgs

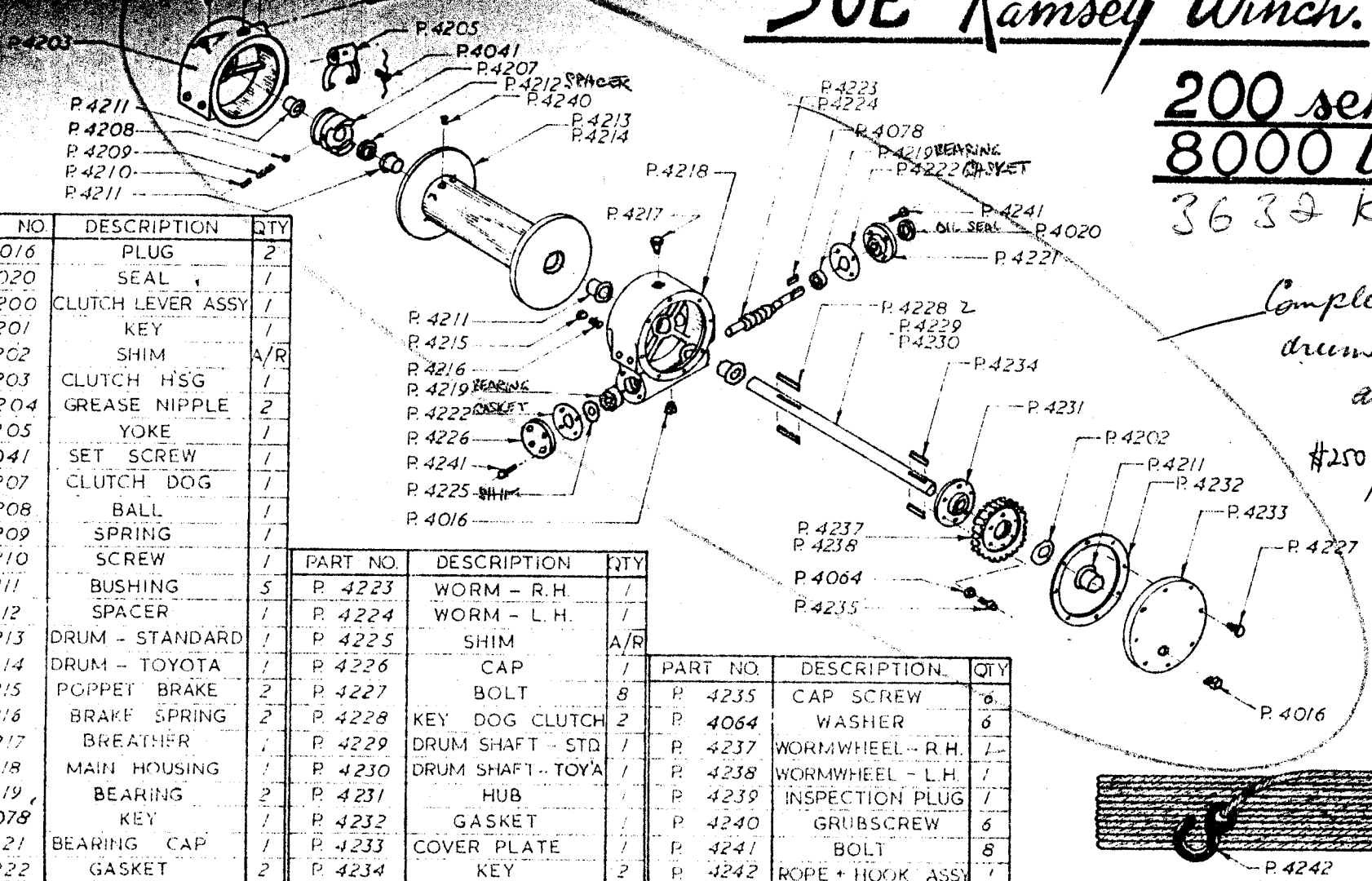
Complete
drum Win
assy

\$250.00
10/10/73

PART NO	DESCRIPTION	QTY
P 4016	PLUG	2
P 4020	SEAL	1
P 4200	CLUTCH LEVER ASSY	1
P 4201	KEY	1
P 4202	SHIM	A/R
P 4203	CLUTCH HSG	1
P 4204	GREASE NIPPLE	2
P 4205	YOKE	1
P 4041	SET SCREW	1
P 4207	CLUTCH DOG	1
P 4208	BALL	1
P 4209	SPRING	1
P 4210	SCREW	1
P 4211	BUSHING	5
P 4212	SPACER	1
P 4213	DRUM - STANDARD	1
P 4214	DRUM - TOYOTA	1
P 4215	POPPET BRAKE	2
P 4216	BRAKE SPRING	2
P 4217	BREATHER	1
P 4218	MAIN HOUSING	1
P 4219	BEARING	2
P 4078	KEY	1
P 4221	BEARING CAP	1
P 4222	GASKET	2

PART NO.	DESCRIPTION	QTY
P 4223	WORM - R.H.	1
P 4224	WORM - L.H.	1
P 4225	SHIM	A/R
P 4226	CAP	1
P 4227	BOLT	8
P 4228	KEY DOG CLUTCH	2
P 4229	DRUM SHAFT - STD	1
P 4230	DRUM SHAFT - TOYA	1
P 4231	HUB	1
P 4232	GASKET	1
P 4233	COVER PLATE	1
P 4234	KEY	2

PART NO.	DESCRIPTION	QTY
P 4235	CAP SCREW	6
P 4064	WASHER	6
P 4237	WORMWHEEL - R.H.	1
P 4238	WORMWHEEL - L.H.	1
P 4239	INSPECTION PLUG	1
P 4240	GRUBSCREW	6
P 4241	BOLT	8
P 4242	ROPE + HOOK ASSY	1



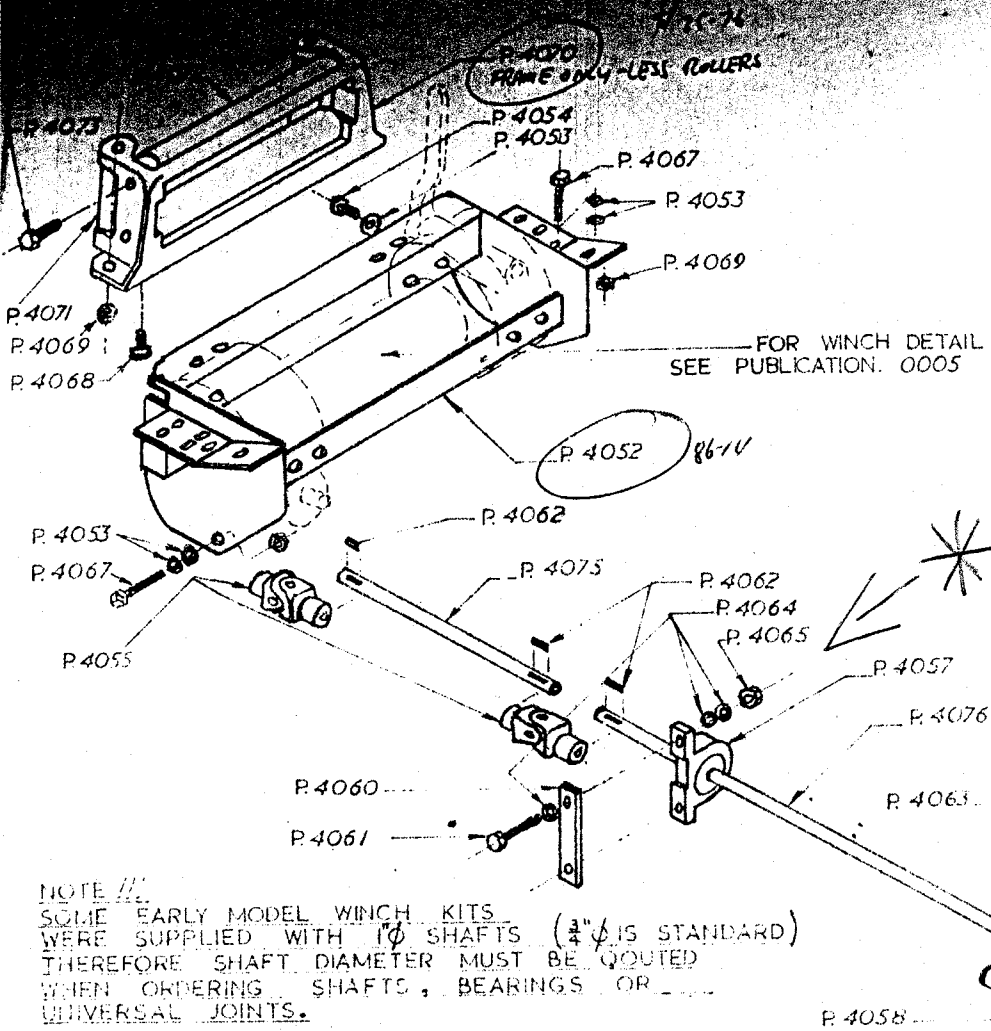
Shute-Upton Engineering Pty. Limited. (INC. IN N.S.W.)

EVANS ROAD,
SALISBURY NORTH,
BRISBANE. QLD.

TELEPHONE: 47-2041
47-2046
AFTER HOURS: 79-1203.

POSTAL ADDRESS:
P.O. BOX 75
SALISBURY NORTH. BRISBANE. QLD. AUSTRALIA.

Handwritten signature




PART NO.	DESCRIPTION	QTY	PART NO.	DESCRIPTION	QTY
P. 4052	FRAME	1	P. 4065	NUT	2
P. 4053	WASHER	42	P. 4066	BOLT	2
P. 4054	CAP SCREW	8	P. 4067	BOLT	14
P. 4055	UNIV JOINT	2	P. 4068	BOLT	2
P. 4076	REAR SHAFT	1	P. 4069	NUT	14
P. 4057	PLUMMER BLK.	1	P. 4070	ROLLER FRAME	1
P. 4058	SLIDING UNIV	1	P. 4071	SHORT ROLLER	2
P. 4075	FRONT SHAFT	1	P. 4072	LONG ROLLER	2
P. 4060	SPACER	1	P. 4073	ROLLER BOLT	4
P. 4061	BOLT	2	P. 4074	ROLLER PIN	2
P. 4062	KEY	3			
P. 4063	KEY	1			
P. 4064	WASHER	6			


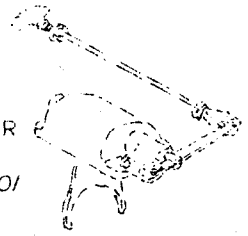
SHAFTS, UJS, & BEARING HOUSING ARE SHOWN IN THE WRONG ORDER

LAND-ROVER CONVERSION KIT
PARTS LIST
4 CYL. ONLY.

NOTE !!!
SOME EARLY MODEL WINCH KITS WERE SUPPLIED WITH 1" SHAFTS (1 1/8" IS STANDARD) THEREFORE SHAFT DIAMETER MUST BE QUOTED WHEN ORDERING SHAFTS, BEARINGS OR UNIVERSAL JOINTS.



PTO. & SHIFTER ASSY.
PUBLICATION. 0001




Shute-Upton Engineering Pty. Limited. (INC. IN N.S.W.)

EVANS ROAD,
SALISBURY NORTH,
BRISBANE. QLD

TELEPHONE: 47-2041
47-2046
AFTER HOURS: 79-1203,

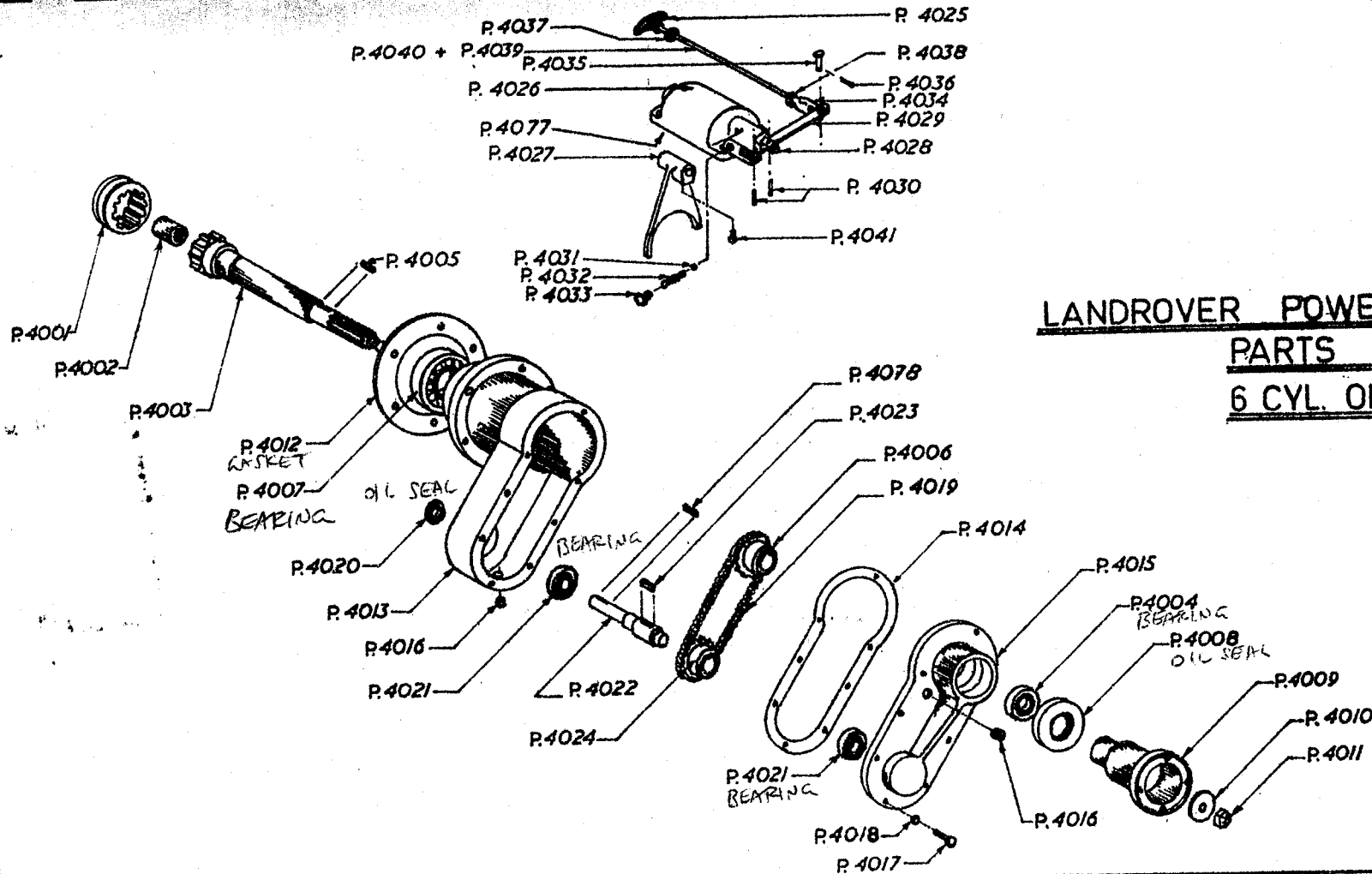
POSTAL ADDRESS:
P.O. BOX 75
SALISBURY NORTH BRISBANE. QLD. AUSTRALIA.



SHUTE - UPTON
ENGINEERING P/L
BRISBANE

LANDROVER POWER TAKE OFF

PARTS LIST
6 CYL. ONLY.



PART NO.	DESCRIPTION	QTY.	PART NO.	DESCRIPTION	QTY.	PART NO.	DESCRIPTION	QTY.	PART NO.	DESCRIPTION	QTY.
P. 4001	SELECTOR RING	1	P. 4011	NUT	1	P. 4021	BEARING	2	P. 4025	HANDLE	1
P. 4002	BEARING	1	P. 4012	GASKET	1	P. 4022	SHAFT	1	P. 4026	HOUSING	1
P. 4003	MAIN GEAR	1	P. 4013	HOUSING	1	P. 4023	KEY	1	P. 4027	SEL. YOKE	1
P. 4004	BEARING	1	P. 4014	GASKET	1	P. 4024	SPROCKET	1	P. 4028	SEL. SHAFT	1
P. 4005	KEY	1	P. 4015	END HOUSING	1	P. 4029	LEVER	1	P. 4030	PIN	2
P. 4006	SPROCKET	1	P. 4016	PLUG	2	P. 4031	BALL	1	P. 4035	CLEVIS PIN	1
									P. 4036	SPLIT PIN	1
									P. 4037	GROMMET	1
									P. 4038	LOCK NUT	1
									P. 4039	ROD 4 CYL.	1
									P. 4040	ROD 6 CYL.	1
									P. 4041	SELF SCREW	1